

TMR

IN TEMPESTATE PRORSUM



41





Mastering the sea.



PAGE. 6 | IN TEMPESTATE PRORSUM

PAGE. 7 | TMR 41

PAGE. 10 | TAKE CONTROL WITH MERCURY POWER

PAGE. 11 | LENGTH OVERALL

PAGE. 12 | BEAM

PAGE. 13 | NAVIGATION PERFORMANCE

PAGE. 14 | DURABILITY AND SAFETY

PAGE. 16 | ASYMMETRIC CONSOLE LAYOUT

PAGE. 18 | CENTER CONSOLE LAYOUT



PAGE. 19 | BOW LOUNGE - ASYMMETRIC CONSOLE

PAGE. 21 | BOW LOUNGE - CENTER CONSOLE

PAGE. 23 | AFT LOUNGE - ASYMMETRIC CONSOLE

PAGE. 25 | AFT LOUNGE - CENTER CONSOLE

PAGE. 27 | CONSOLE HEAD

PAGE. 28 | INTERNAL LAYOUT

PAGE. 29 | HELM STATION

PAGE. 31 | DETAILS

PAGE. 35 | TECHNICAL SPECIFICATIONS



IN TEMPESTATE PRORSUM

IN THE STORM, WE PRESS FORWARD

Resilience, determination, and the ability to keep moving forward even in the most challenging moments.



TMR 41

The TMR 41 marks the beginning of a higher-level nautical experience. Designed under high international standards, it combines power, sophistication, and a commanding presence on the water. Built to face the most demanding Caribbean conditions, it offers steady, smooth, and dry navigation even in heavy seas. Its design integrates character, comfort, and a layout intended for those who seek more than just cruising: they seek to project confidence and fulfill a vision on every voyage.







TAKE CONTROL WITH MERCURY POWER

Configure the engines to your preference:

300 HP x 3

350 HP x 3

425 HP x 2

425 HP x 3

LENGTH OVERALL

41 ft

With a length of 41 feet, the TMR 41 offers a more forceful presence on the water and a platform that significantly expands onboard space. Its dimensions allow for balanced naval architecture, optimizing stability, performance, and capacity for extended journeys. This LOA favors a well-structured layout, integrating comfort, power, and steady navigation with greater projection.



BEAM

10.80 ft

It offers a wider and more stable platform that reinforces its solid character on the water. This increased width enhances transverse stability, reducing roll and providing a firmer, more controlled ride. Furthermore, it allows for a more generous distribution of social spaces, improving comfort and freedom of movement on board. The result is a safer and more balanced experience.





NAVIGATION PERFORMANCE

Deep V - Carolina Style

The TMR 41 features a Deep-V hull with a Carolina-style design, developed to offer a drier and more controlled ride even in demanding conditions. Its geometry allows for better wave cutting and efficient water shedding, reducing spray and improving comfort at high speeds. This hydrodynamic design provides directional stability, precise handling, and predictable behavior at all times. The result is a firm, safe, and ready vessel.



DURABILITY AND SAFETY

Hull and deck

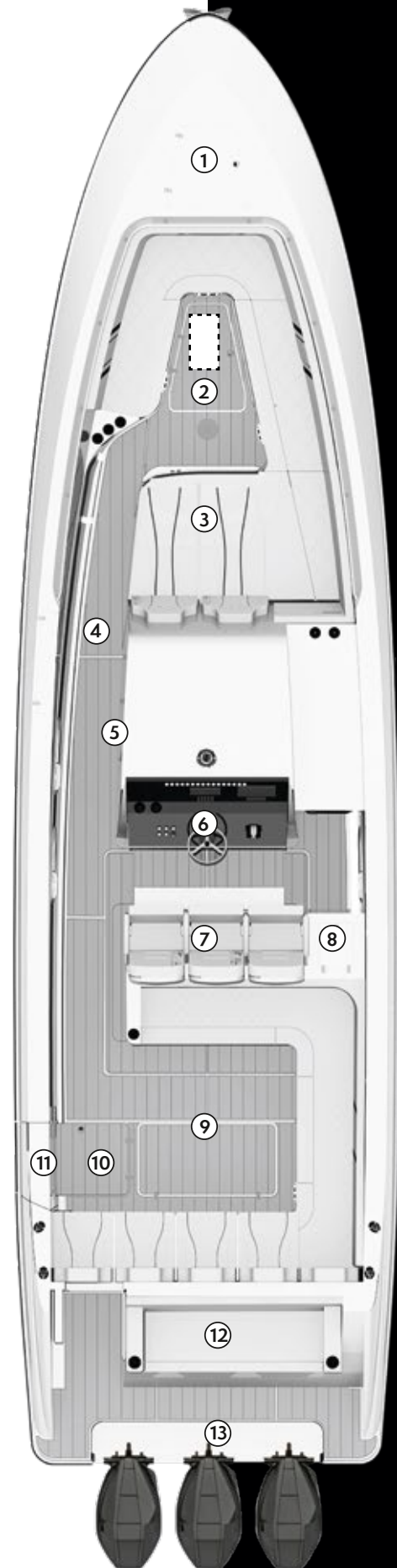
It features a Carolina-style hull laminated with biaxial fiberglass, a structural material that reinforces rigidity and solidity while underway. Its design allows for better stress distribution and reliable behavior in demanding conditions. The signature bow flare achieves a cleaner wave entry, deflecting water outward and reducing spray into the cockpit. The result is drier, more stable, and safer navigation in the Caribbean sea.



ASYMMETRIC CONSOLE LAYOUT


1. Anchor locker.
2. Bow storage/bilge.
3. Bow lounge with integrated sunpad.
4. Side access walkway.
5. Head access door.
6. Helm station.
7. Pilot seats.
8. Cooler compartment.
9. U-shaped aft lounge.
10. Ladder compartment.
11. Side door.
12. Aft-facing bench // Starboard storage with cooler.
13. Outboard engine bracket.

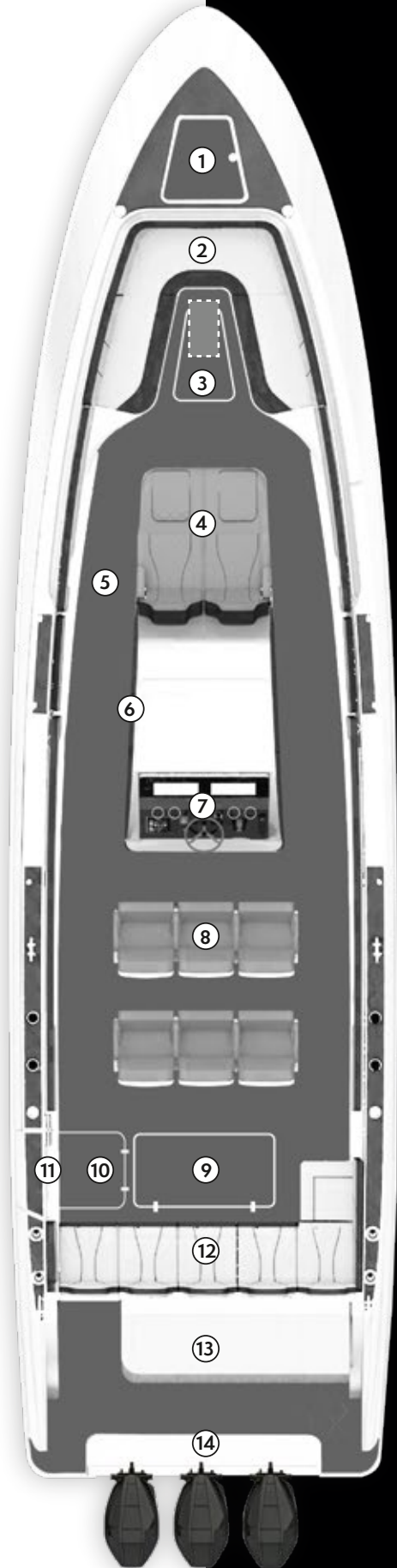
 Removable 3-position table / sunbed.





CENTER CONSOLE LAYOUT

1. Anchor locker.
 2. U-shaped bow lounge.
 3. Bow storage space.
 4. Double seating.
 5. Dual access walkways.
 6. Head access door.
 7. Helm station.
 8. Pilot seats.
 9. Aft storage space.
 10. Ladder compartment.
 11. Side door.
 12. L-shaped aft lounge.
 13. Aft-facing bench // Starboard storage with cooler.
 14. Outboard engine bracket.
-  Removable 3-position table / sunbed.





BOW LOUNGE

Asymmetric console

The asymmetric console of the TMR 41 redefines the bow experience by offering a wider and more sophisticated configuration. The sunpad, available in two or three-seat versions, is harmoniously integrated into the layout, creating an area designed for relaxation and taking in the surroundings. Its design favors a more natural flow and a sense of greater openness, elevating the onboard experience. An environment conceived for those seeking a higher level of presence and enjoyment on every journey.





The V-shaped seating, oriented inward and complemented by a central table, creates an intimate lounge area designed for comfortable socializing. This layout fosters a spacious, well-integrated social setting—ideal for gatherings on board, ^{ءاوس} underway or at anchor. Its design encourages natural interaction among guests, enhancing the experience in the bow area.

BOW LOUNGE

Center console

The center console configuration transforms the bow of the TMR 41 into a spacious and carefully integrated environment for enjoyment on board. It features a two-seat sunpad with integrated backrests, designed for resting and contemplating the sea. Its symmetrical layout and clear side walkways allow for natural and safe circulation, providing a sense of greater openness and control at all times. A space designed to elevate the cruising experience with comfort and presence.





The V-shaped seating efficiently organizes the bow, creating a spacious and well-balanced environment for life on board. Its thoughtful layout provides smooth interaction between guests while maintaining a comfortable and secure position during navigation. This space allows for the addition of a central table for social gatherings and informal moments, transforming the area into a versatile relaxation zone without compromising design or onboard experience.

AFT LOUNGE

Asymmetric console

The aft lounge of the TMR 41 is defined as a spacious and carefully structured area for onboard enjoyment. Its asymmetric layout favors a natural and safe flow, integrating comfort and functionality both while cruising and at anchor. Every element has been arranged to offer balance, solidity, and a higher-level experience on the water. An environment that reflects character and confidence in every detail.





Conceived to deliver a comfortable and secure flow on board, the wraparound U-shaped layout optimizes both circulation and onboard interaction. This configuration generates generous space, ideal for enjoying the bow area—whether underway or at anchor. It also accommodates an additional exterior table or a storage compartment, adapting seamlessly to different needs and lifestyles. This versatility strikes the perfect balance between functionality and aesthetics in the onboard experience, reflecting the innovation in design and the flexibility that define TMR 41.

AFT LOUNGE

Center console

The center console configuration is distinguished by offering a spacious, comfortable, and carefully organized environment. Its continuous, ergonomic seating provides a sense of stability and comfort on board. The layout keeps the deck clear, facilitating safe and natural movement in this area. Furthermore, it promotes social interaction and enjoyment while underway or at anchor, making it an environment conceived with balance and functionality in mind for a superior marine experience.





Features an L-shaped lounge in the bow, designed to bring guests together in a comfortable, open setting facing the center of the space. This layout promotes fluid circulation around the seating area, maintaining a clear path toward the bow while enhancing the sense of openness and visibility. Its thoughtful design delivers a more enjoyable experience both underway and at anchor, turning this area into a natural gathering point throughout the journey.

CONSOLE HEAD

Compact and functional

The head integrated into the console has been designed to offer privacy and comfort throughout the day at sea. Its layout efficiently uses the available space, creating a functional and well-defined environment with high-quality finishes that reflect care in every detail. This compartment provides greater autonomy on board, especially during extended trips. A discreet and well-integrated solution that complements the TMR 41 experience with convenience.



INTERNAL LAYOUT


- Private head.
- Shower with head and faucet.
- Fiberglass sink with faucet and granite.
- Glass head partition.
- Toilet.
- Silver acrylic mirror.




HELM STATION

Comfort and technology

The cabin and center console of the TMR 41 are conceived as a true command center, designed to offer a superior cruising experience. Its architecture integrates ergonomics, visibility, and control into a solid and well-structured space. The arrangement of screens, controls, and instruments allows for a clear and immediate reading of information, facilitating intuitive and precise handling. Every element is strategically located to optimize driving in various sea conditions. An environment designed for those who value mastery and confidence on every voyage.



Inside, the materials and finishes reflect the model's robust character, blending durability with refined aesthetics. Every detail has been carefully considered to deliver not only an appealing visual experience, but also a strong sense of presence and overall balance in the design. This space becomes a focal point of the interior, where every element—from layout to material selection—responds to both functionality and comfort. The result is a harmonious fusion of innovation, technology, and character, defining the true DNA of the TMR 41.




DETAILS

Every component reflects a solid and coherent construction standard, conveying confidence, functionality, and premium character. The upholstery combines comfort and durability, while the layout favors circulation and safe social interaction. The sound system and functional components are efficiently and discreetly integrated. The overall package conveys solidity, quality, and confidence in every cruise. Selected finishes and materials show meticulous attention to detail, elevating the onboard experience for both short trips and extended voyages.









TECHNICAL SPECIFICATIONS TMR 41

Loa: 41 ft	Weight: 17,000 lbs	Water Tank Capacity: 60 gallons
Beam: 10.80 ft	Fuel Capacity: 360 gallons	Engines: (3) Mercury 300 HP

HULL AND DECK

- Fiberglass hull.
- Fiberglass deck.
- Finish: Gelcoat.
- Color: White.

DECKING

- Self-draining deck system.
- Finish: Sand-tone.

CONSOLE

- Finish: White gelcoat.
- (1) Clear acrylic windshield.
- (1) Upper console glove box with USB-C port.
- (1) Footrest platform.

INTEGRATED HEAD

- Fully enclosed head compartment:
 - (1) Head with backrest and step access.
 - (1) Sink.
 - (1) Glass shower partition.
 - (1) Electric toilet.
 - (1) Silver acrylic mirror.
 - (1) Holding tank.

HELM SEATING

- (3) High-performance seats.

BOW AND STERN LOUNGE

- (1) Stern bench seating.
- (1) V-shaped bow seating.
- Integrated bow sun loungers.

AFT BRACKET SEATING

- (1) Forward-facing bench toward engines // portside cooler storage.

ELECTRICAL SYSTEM

- Courtesy lighting:
 - (2) Head compartment lights.
 - (3) Stern bench lights.
 - (2) Bow bench lights.
 - (5) Walkway lights.
 - (6) Overhead lights.
 - (1) Red overhead light above helm seat.
- (1) House battery.
- (3) Engine batteries.
- (1) 8-position switch panel at console.
- (1) White compass

AUDIO SYSTEM

- (1) Apollo AM/FM radio with Bluetooth.
- (6) Overhead speakers.
- (1) 4-channel amplifier.

NAVIGATION SYSTEM

- (1) 12" Raymarine display with charts.
- (1) Transducer.

COMMUNICATION SYSTEM

- Navigation light package:
 - (1) Tower-mounted position light.
 - (1) Stern light on bubble mount.
 - (1) Bow navigation light (red/green).
 - (1) VHF radio with GPS.
 - (1) VHF antenna.

STABILIZER KIT

- (2) Stabilizers:
 - (1) Port side.
 - (1) Starboard side.
- (1) LED indicator switch.

STORAGE

- Finish: Gelcoat.
- Color: White.
- (3) Bow bench storage compartments.
- (3) Stern bench storage compartments.
- (1) Sun lounge storage compartment.
- (1) Bow storage compartment.

THRUSTER SYSTEM

- (1) Bow thruster.
- (1) Joystick control.
- (1) Battery.

FUEL SYSTEM

- Aluminum tank.
- (3) Engine supply lines.
- (1) Fuel level sender (13.77").
- (1) Fuel filler.

PERFORMANCE

- (3) Mercury 300 HP engines – approx. 30 knots.
- (3) Mercury 425 HP engines – approx. 60 knots.

FRESHWATER SYSTEM

- (1) Water pump.
- (1) Stern shower.
- (1) Freshwater tank.

BILGE SYSTEM

- (2) Bilge pumps.
- (1) Bilge high-water sensor.

STRUCTURE, HANDRAILS & HARDTOP

- (1) White aluminum structure.
- (1) Rigid fiberglass hardtop finished in white gelcoat.
- (1) Stainless steel bow handrails.
- (1) Side boarding handrails.

COOLERS

- Finish: Gelcoat.
- Color: White.
- (1) Cooler integrated into portside helm seat.
- (1) Pull-out cooler beneath helm seat.
- (1) Portside cooler.
- (1) Cooler integrated into engine bench.

BOARDING LADDER

- (1) Telescopic 4-step ladder at portside boarding gate.

HERRAJE

- (10) Cleats:
 - (2) 8" bow cleats.
 - (2) 8" stern cleats.
 - (2) 6" midship cleats.
 - (4) side cleats for fenders.
- (12) Stainless steel cup holders.
- Stainless steel hinges, handles, and latches.
- (3) Tow eyes
- (2) Hawse pipes
- (1) Stainless steel fuel fill
- (1) Stainless steel freshwater fill
- (2) 90° flush-mounted tank vents

ACCESSORIES

- (69 m) Dock lines.
- (4) Fenders.
- Anchor mooring kit (includes chain, shackle, and anchor).
- Life jackets.
- (1) Life ring.
- (1) Fire extinguisher.

TMR

IN TEMPESTATE PRORSUM

WWW.TMRYACHTS.COM

Cartagena, Colombia

Una marca del grupo  **TODOMAR**